

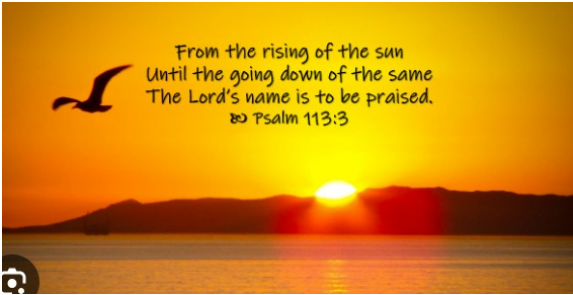


Sabbath Study for Young Kids

Theme: Psalms 111, 112, 113, 115

Lesson	Objectives	Activities	Vocabulary
<p>Lesson 1</p>	<p><i>Read & understand the meaning of specific Psalms & how they can draw close to God. Psalms 107-150 describe the time when Israel will be delivered much like they were in the time of Esther. It summarizes Books I-IV.</i></p>	<p>Remind children that the Psalms will help them learn how to stay close to God. Read Psalm 111 together.</p> <p>Talk with the kids about what it means to fear God. Share this kids' video with them about what it means to fear God. Video is 5 min. and quotes scripture about leaning on God rather than our own ideas. https://youtu.be/hDfLOBQkilk Ask children to think of a time when they were obedient to God even though they weren't sure what would happen. An example might be when they told the truth about something they did. Create bracelets that say: I FEAR GOD. I OBEY GOD. I LOVE GOD. Use this link to see the process. https://kidscraftsbythreesisters.com/popsicle-stick-bracelets-diy-jewelry-craft/</p>  <p>Reread Psalm 111:10 with the kids. Wisdom comes from fearing God and obeying His commandments. God's wisdom is so special that Proverbs says it is more valuable than gold! Give each child a fake gold coin to make this point. Review the 10 Commandments. Use gold paper to make paper coins. On each coin, write one of the commandments. Use a wooden or paper treasure chest and have the children place the commandment coins in it as you talk about them. You can also paint small wooden treasure chests and give kids their own commandment coins to</p>	<p>works pleasure fear Him mindful covenant memorial inheritance redemption</p>

		put in them.	
<p>Lesson 2</p>	<p><i>Read & understand the meaning of specific Psalms & how they can draw close to God. Psalms 107-150 describe the time when Israel will be delivered much like they were in the time of Esther. It summarizes Books I-IV.</i></p>	<p>Remind children that the Psalms will help them learn how to stay close to God. Read Psalm 112.</p> <p>Delighting in something means you are excited about doing it. God wants us to delight in following His commands. Bright colors make us think of something fun and delightful. Create refrigerator magnets by gluing the scripture onto a colorful painted or decorated wooden piece. Attach a magnet to the back. Add the scripture to each magnet. Remind the children that their colorful background should remind them of delighting in walking God's ways.</p> <div data-bbox="669 814 1118 1050" data-label="Image"> </div> <p>Reread Psalm 112:7. It talks about how those who follow God will not be afraid, but trust God and remain steadfast. They will stand for God. Make a string of steadfast hearts for God. Paint on paper, trace hearts, and cut them out after the paint dries. Put a child's name on each heart or a word on each heart to show this message: OUR HEARTS ARE STEADFAST FOR GOD</p> <div data-bbox="701 1436 1086 1692" data-label="Image"> </div>	<p>delights steadfast trusting upright commands righteous</p>

<p>Lesson 3</p>	<p><i>Read & understand the meaning of specific Psalms & how they can draw close to God. Psalms 107-150 describe the time when Israel will be delivered much like they were in the time of Esther. It summarizes Books I-IV.</i></p>	<p>Remind children that the Psalms will help them learn how to stay close to God. Read Psalm 113 together. This Psalm describes how we are God’s servant and should bless His name. It praises God for helping the servants and promising them good things in the future.</p> <p>Create a song or chant using Ps. 113:2-3. Children can make small posters attached to popsicle sticks to raise or wave at certain points of the verse as you read it out loud. Use hand/arm motions for the rising and setting of the sun and handmade instruments whenever the word “praise” is said. Perform it for adults.</p> <p>Have kids paint old boards or rocks. After paint dries, use white paint to paint Praise God and place their handprints on the rocks. You can use cardboard or construction paper and frame with sticks too.</p>  <p>Paint sunset or sunrise landscapes. Add Ps. 113:3 to the picture.</p> 	<p>servant master praise sunrise sunset</p>
---------------------	--	--	---

Lesson
4


Read & understand the meaning of specific Psalms & how they can draw close to God.
Psalms 107-150 describe the time when Israel will be delivered much like they were in the time of Esther. It summarizes Books I-IV.

Remind children that the Psalms will help them learn how to stay close to God. Read **Psalm 115** together. Talk about it together. The Psalm is compared our living God to idols made of silver and gold that don't speak, hear, or talk. Remind children of the golden calf Aaron made. Talk about what it means to fear (respect) God. To help children with this important comparison, show them a stuffed or toy dog and compare it with a live pet dog. They should be able to understand how they are different.

Create shields with paper plates. Decorate with sequins. Talk with kids about how God is their help and shield from evil (Ps. 115:9).



Talk with the children about trusting God and fearing God. Fearing the Lord is the beginning of wisdom. Living God's way is how we show him respect or fear God. Color of paint a background. Once dry, draw lightbulbs on as well as the words.



fear God
trust
bless
shield
praise
heavens
earth
idols
silver & gold