


Sabbath Study for Young Kids

Theme: Psalms 127,128, 130, 131

Lesson	Objectives	Activities	Vocabulary
Lesson 1	<p><i>Read & understand the meaning of specific Psalms & how they can draw close to God.</i></p> <p><i>Psalms 107-150 describe the time when Israel will be delivered much like they were in the time of Esther. It summarizes Books I-IV.</i></p>	<p>Remind children that the Psalms will help them learn how to stay close to God.</p> <p>Read Psalm 127. Remind children of the wise and foolish men who built their houses. Building on the rock (God) is like having His direction in building a house (relationships etc.).</p> <p>Use coloring squares of paper to “build” houses on paper, one on the rock and one on sand. Place Bible references on drawing and practice retelling the story with the completed pictures. Psalm 127:3</p>  <p>Talk about how children are like arrows in the family quiver (Psalm 127). Make arrows with popsicle sticks and construction paper. Make quivers out of envelopes or construction paper. Label each arrow with a child’s name and use last name on the quiver. Make family quivers for church families to give to parents.</p> <p>Use handprints to create pictures like below.</p>	<p>builds house Keeps toil inheritance arrows quiver womb</p>

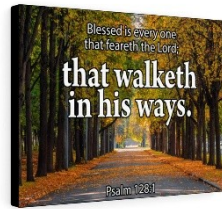


Lesson 2

Read & understand the meaning of specific Psalms & how they can draw close to God. Psalms 107-150 describe the time when Israel will be delivered much like they were in the time of Esther. It summarizes Books I-IV.

Remind children that the Psalms will help them learn how to stay close to God. Read **Psalm 128**. Pay special attention to verse 1. Fearing the Lord is having respect for Him and is shown through obedience and walking in His ways. The result will be blessings for you and your children. Talk about the blessings their families experience right now.

Create pictures that show a path and Psalm 128:1. Use torn paper or thumb print to make fall leaves along the path.




Children who grow in the Lord are a promised blessing to those who fear God and walk in His ways. Collect family pictures from each family. Put them in frames children can decorate with Psalm 128 reference on them.

Create footprints on a path like this image. On the footprints, put children's names. This could be a great door mural with individual children's prints walking on God's path.



blessing
fearing God
His ways
labor
fruitful
olive plants

		<p>Create a Blessing Tree. Have children think of a blessing, write it on a blank leaf, and tape it to the tree.</p> 	
Lesson 3	<p><i>Read & understand the meaning of specific Psalms & how they can draw close to God. Psalms 107-150 describe the time when Israel will be delivered much like they were in the time of Esther. It summarizes Books I-IV.</i></p>	<p>Remind children that the Psalms will help them learn how to stay close to God. Read Psalms 130. Focus on verses 4 & 5 about waiting on God's answers to our prayers and His forgiveness to those who fear Him. Talk about how God will take care of you like He does the sparrows.</p> <p>Create HOPE with bubble letters on construction paper. Talk about why we can all hope on God's Word because we know it is 100% true. Decorate HOPE letters and create a border with macaroni, pompoms, or lace.</p> <p>Talk about what it feels like to wait for an answer to prayer. Compare that with a time they may have waited in bed for morning to arrive. Create pictures of a morning sunrise over mountains, a field, or some hills. Use paints for the setting and glue the verse on once they are dry.</p>	<p>cry out hearken voice forgiveness wait watch morning mercy redemption</p>
Lesson 4	<p><i>Read & understand the meaning of specific Psalms & how they can draw</i></p>	<p>Remind children that the Psalms will help them learn how to stay close to God. Read Psalms 131. Focus on the sense of humility and quiet confidence and contentment in walking with God that is apparent in the Psalm. Point out the picture in 4A, its peacefulness and how that setting would make them feel inside. Remind</p>	<p>heart proud calmed quieted soul hope</p>

close to God.
Psalms 107-150 describe the time when Israel will be delivered much like they were in the time of Esther. It summarizes Books I-IV.

children that the peacefulness only comes when we fear and obey God through love.

Create humble bees! Use round and oblong shapes for the bees, glue them on a blue-sky background, and have kids tear paper and glue it to make the stripes. Use googly eyes and pipe cleaners for the rest.



Verse 1 of Psalm 131 suggests God is Lord and most important in our lives. Create these clocks with paper plates to show how important God is compared to other things we do in life. Keeping God first keeps us in check, so we do not become proud or haughty.

