

Sabbath Study for Young Kids

Theme: Psalms 73, 75, 77, 78 & 79

Lesson	Objectives	Activities	Vocabulary
Lesson 1	<p><i>Read & understand the meaning of specific Psalms & how they can draw close to God. Psalms 73-89, part of Book III of the Psalms frequently refers to the destruction of Jerusalem and the temple. It often parallels the prophecies of the coming Great Tribulation.</i></p>	<p>Remind children that the Psalms will help them learn how to stay close to God. Read Psalm 73 together. The first half of the Psalm talks about how the wicked prosper, and the writer is upset until he goes before God and recognizes what will happen to the wicked and that he needs to draw near to God, his refuge and rock. Ask the children if they were ever jealous of people doing the wrong things. Talk about how being close to God is so much better. Focus on verses 23, 26, & 28.</p> <p>Talk with the children about how they feel when they hold a parent's hand. Describe the feeling of trust they have that their parents will keep them safe. This is how God wants us to trust Him. It is how He holds our hands when we ask Him in faith. Take & print pictures of each child holding their parent's hand in advance. Have children create/decorate popsicle stick frame for their pictures and write the verse on it: Psalm 73:23.</p> <p>Have each child trace or draw a heart. Place a band-aide on each heart to illustrate a failed heart. Trace hands on</p>	<p>wicked prosper arrogance ignorant foolish guide counsel draw near declare</p>


		<p>construction paper to signify God's hands. In them place the heart with a band-aide. Write Psalm 73:26 on each picture.</p> <p>Create a compare/contrast poster. Decorate one side (on black) with images & words of the focus of the prospering wicked (foolish, money, riches, vacations, holidays). On the other side (white), decorate with images & words related to those drawing near to God (fruits of the spirit, Bible, wisdom, peace). Have children practice explaining it related to this Psalm. This foreshadows what the world will be like at the Great Tribulation.</p>	
<p>Lesson 2</p>	<p><i>Read & understand the meaning of specific Psalms & how they can draw close to God. Psalms 73-89, part of Book III of the Psalms frequently refers to the destruction of Jerusalem and the temple. It often parallels the prophecies of the coming Great Tribulation.</i></p>	<p>Remind children that the Psalms will help them learn how to stay close to God. Read Psalm 75 together. Notice the Psalm warns about speaking with stiff necks. This refers to those who rebel against God. This is a warning of God's judgement. Notice His promise in verse 10. God judges us by looking at our hearts. Our actions reflect what is in our hearts.</p> <p>Create pictures on paper plates or on construction paper shaped like hearts. Use googly eyes for LOOKS.</p>	<p>stick neck (stubborn) arrogant boast (blow horn) judge appoint the set time (God knows when He will judge everyone)</p>





Play Charades with the vocabulary. Talk about each word or phrase and act them out with the children. Then have each child act one out for the rest of the group to guess.

Talk about how we sometimes rebel against God with attitudes of a stiff neck, arrogance, or boasting. What should we do instead of these things? Create a card with each of these words on them. Have children match each word with an opposite action: arrogance/meekness, stiff-necked/obedience, boasting/humility. As a group, act out the positive actions God wants us to have toward Him and others. Take pictures or video to illustrate the opposites.

David had a pure heart for God. Use sequins/glitter/sand/dirt to show what is in our proud hearts. Then put a heart shape on paper & sprinkle the sequins/glitter/sand/dirt to show how God can cover our heart to keep it pure & focused on Him, even with the sin

		<p>around us. Create contrasting images with glue on paper.</p> 	
<p>Lesson 3</p>	<p><i>Read & understand the meaning of specific Psalms & how they can draw close to God. Psalms 73-89, part of Book III of the Psalms frequently refers to the destruction of Jerusalem and the temple. It often parallels the prophecies of the coming Great Tribulation.</i></p>	<p>Remind children that the Psalms will help them learn how to stay close to God. Read Psalms 77 together. It celebrates the amazing things God has done in general and especially for the Israelites, such as bringing them out of Egypt with Moses and Aaron. Focus on verses 19 & 20. Remembering the great things God did for the Israelites should comfort us to understand and trust that His plan is much bigger than what we can see.</p> <p>Create pictures with paint or wavy strips of colored paper to show the sea (green), path (blue) in great water, and footsteps (sand or tan). Write verse 19 on it.</p> <p>Watch a YouTube cartoon of Aaron and Moses leading the children of Israel out of Egypt and through the Red Sea. Talk about how this describes God's greatness and the trust we should have in Him. Point out that the Israelites did not know</p>	<p>led flock way path footsteps</p>

		<p>the path they should take but that God led them with the cloud and pillar of fire day and night. Decorate footprints with verse 19 on them.</p> <p>Make thumbprint sheep pictures. Children can create a small flock of them following a path.</p> 	
<p>Lesson 4</p>	<p><i>Read & understand the meaning of specific Psalms & how they can draw close to God. Psalms 73-89, part of Book III of the Psalms frequently refers to the destruction of Jerusalem and the temple. It often parallels the prophecies of the coming Great Tribulation.</i></p>	<p>Remind children that the Psalms will help them learn how to stay close to God. Psalm 78 & 79 talk about the importance of learning from the mistakes and sins of generations prior and passing down what is right in the sight of the Lord. Ask the children what mistakes they have learned from. Read and focus on Psalm 79:13. Talk about why we might be called the “sheep of His pasture”.</p> <p>Make sheep pictures with cotton, construction paper, small white paper plates, and googly eyes. Write Psalm 79:13 on them.</p>  <p>Explain to children how we are like sheep and God is our</p>	<p>sheep pasture generations give thanks praise heathen blessings</p>

Shepherd. He guides us to walk in His ways and drink from His water (the Word).



Make the sheep with large popsicle sticks, black paper, and cotton. Narrate Psalm 23 while the children provide a puppet show with their sheep. You will need to create a shepherd puppet as well.

Take pictures (and print them) of the different generations found in the church group and create a bulletin board about telling God's praises through the generations. Post it for all to see. Have the children help with all of this and present it to the group. Explain to the children how important it is to teach the generation behind you and to continue to follow God's ways. This produces many, many blessings.