




# Sabbath Study for Young Kids

## Theme: Psalms 81, 84, 86, 89

Lesson	Objectives	Activities	Vocabulary
Lesson 1	<p><i>Read &amp; understand the meaning of specific Psalms &amp; how they can draw close to God. Psalms 73-89, part of Book III of the Psalms frequently refers to the destruction of Jerusalem and the temple. It often parallels the prophecies of the coming Great Tribulation.</i></p>	<p>Remind children that the Psalms will help them learn how to stay close to God. Read <b>Psalm 81</b> together. The Psalm talks about how God wishes Israel had followed His ways rather than go after other gods. He reminds them how He brought them out of Egypt &amp; saved them. He also explains how He would have continued to save and bless them if they had chosen to follow Him. Instead, He is allowing them to destroy themselves. This is also a warning for us today. Focus on <b>verses 8-14</b>. Talk with the children about the special things God has done for them. Talk about how He continues to protect us if we obey Him. Remind them that our best fellowship with God is when we are obeying His laws.</p> <p>Fold a piece of construction paper in half. On one half, write God's Way. On the other half, write My Way. Draw small pictures of actions that show God's Way verses My Way on each side of the paper.</p> <p>Doing things God's way includes loving others. Create and cut out something like the shape below.</p>	<p>admonish hearken stubbornness conceit subdue deliver worship</p>

		 <p>Write examples of choices children make every day that show them following God's way or their own way. Pull them out of a bag one by one and have children deciding which choices are good (God's way) &amp; which are bad (Our way). Allow children to show their silent choice by raising a red stick or cups (our way) or a green stick or cup (God's way) when each choice is read.</p>	
<p>Lesson 2</p>	<p><i>Read &amp; understand the meaning of specific Psalms &amp; how they can draw close to God. Psalms 73-89, part of Book III of the Psalms frequently refers to the destruction of Jerusalem and the temple. It often parallels the prophecies of the coming Great Tribulation.</i></p>	<p>Remind children that the Psalms will help them learn how to stay close to God. Read <b>Psalm 84</b> together. Focus on <b>verses 5, 10-12</b>. Ask them to imagine their favorite place. Then ask them to imagine a place 1,000 times greater than that favorite place. Talk about why walking with God is so much better than not choosing to walk with Him. Talk about what it means to walk closely with God. Have children draw themselves walking with God.</p> <p>Print Psalm 84:10 in color. Cut them out and glue them to cardboard or thin wood pieces. Attach magnets to the back. Add glitter and if desired.</p> <p>Create small sparrows using toilet paper tubes, construction paper, paint, and feathers. Remind them of how</p>	<p>God's ways blessed courts trust strength tabernacles sparrow dwell</p>

		<p>God cares for them and knows where they dwell. Our place is dwelling with God too, no matter where we may live.</p>	
<p>Lesson 3</p>	<p><i>Read &amp; understand the meaning of specific Psalms &amp; how they can draw close to God. Psalms 73-89, part of Book III of the Psalms frequently refers to the destruction of Jerusalem and the temple. It often parallels the prophecies of the coming Great Tribulation.</i></p>	<p>Remind children that the Psalms will help them learn how to stay close to God. Read <b>Psalm 86</b> together. Emphasize <b>Psalm 86:5</b>. Talk how Jesus died for all our sins. Remind children of the story about the prodigal son and how that demonstrates a father's forgiveness. Show them a video of the story if needed. Act out the story of the prodigal son and the forgiveness the father showed to him as an example of how God receives us upon repentance.</p> <p>Create stand up arms open showing forgiveness like the image below from the prodigal son story. Emphasize how much more God forgives us than a human can do.</p>  <p>The image shows a simple drawing of a person's head and shoulders. The person has a round face with large, dark eyes, a small nose, and a wide, happy smile. They have short, brown hair. Their arms are outstretched to the sides, with hands open. They are holding a red rectangular sign in front of their chest. The sign has white text on it that reads: "In Him we have the redemption through His blood, the forgiveness of sins, in accordance with the riches of God's grace." - Ephesians 1:7. The figure is set against a dark background.</p> <p>Glue dirt, scraps, or black paper to illustrate a sinful heart and a colorful heart of mercy. Create 2 hearts as show below and label them: My SINS, God's MERCY.</p>	<p>mercy preserve forgiveness poor needy compassion steadfast love slow to anger truth</p>

			
<p>Lesson 4</p>	<p><i>Read &amp; understand the meaning of specific Psalms &amp; how they can draw close to God. Psalms 73-89, part of Book III of the Psalms frequently refers to the destruction of Jerusalem and the temple. It often parallels the prophecies of the coming Great Tribulation.</i></p>	<p>Remind children that the Psalms will help them learn how to stay close to God. <b>Psalm 89.</b> Read the Psalm together.</p> <p>Talk about what a covenant is and how it is more serious and binding than a small promise. Remind the children or Abraham's covenant with God. Draw a picture of Abraham counting stars as you remind them of this special story we talk about at feast time. Use star stickers for the stars.</p> <p>Talk with the children about the meaning of faithfulness when fulfilling a promise to do something. Have each of them design a card for their parents with a promise to do something specific for them in the coming week. Explain to the children that they should be faithful in doing what they are promising to do. Wrap each card in wrapping paper or tissue paper &amp; have children give it to their parents as a special gift. Follow up the next week to determine their level of faithfulness.</p>	<p>mercies faithfulness covenant chosen rejoice</p>