


Sabbath Study for Young Kids

Theme: Psalms 98, 99, 100, 101

Lesson	Objectives	Activities	Vocabulary
Lesson 1	<p><i>Read & understand the meaning of specific Psalms & how they can draw close to God.</i></p> <p><i>Psalms 90-106 describe the great tribulation and then the Millennium of peace.</i></p>	<p>Remind children that the Psalms will help them learn how to stay close to God.</p> <p>Read Psalm 98 together. In this Psalm, God's creation and the people are singing for joy because the Lord will be coming to rule the Earth and judge the people with righteousness.</p> <p>Make a lyre, an instrument David used to praise God. Use popsicle sticks and colored rubber bands or yarn for the strings. Or, use jar lids, rubber bands, and wide popsicle sticks to create mini lyres.</p>  <p>Create and color trumpets. Use small kazoo's to help children act out playing the trumpets when Christ the King returns.</p>	<p>song righteousness joyful noise praise lyre trumpet clap judge</p>
Lesson	<p><i>Read & understand the meaning of specific Psalms &</i></p>	<p>Remind children that the Psalms will help them learn how to stay close to God.</p> <p>Read Psalm 99 together. This Psalm is a</p>	<p>reigns holy exalt</p>


2

how they can draw close to God.
Psalms 90-106
describe the great tribulation and then the Millennium of peace.

reminder that when we call on God, He will answer just like He answered Moses, Aaron, and Samuel. In the Psalm, we are called to worship God because He is holy. God is called forgiving, full of mercy, great, and is high above the people on a throne.

justice
uprightness
praise
worship

Remind the children of times when God spoke with Moses. Create a 3-D picture of one or both of these events.



Create a craft showing how God spoke to young Samuel while he was sleeping in his bed.



Lesson
3

Read & understand the meaning of specific Psalms & how they can draw close to God. Psalms 90-106 describe the great tribulation and then the Millennium of peace.

Remind children that the Psalms will help them learn how to stay close to God. Read **Psalm 100** together.

Make a herd of sheep with marshmallows and pretzels. Make enough for everyone in the group, even the adults. Distribute them & tell adults that they are also sheep of God's pasture. Psalm 100:3




Create sheep of God's pasture by gluing cheerios to the outline of a sheep.



Make sheep finger puppets and recreate Psalm 100 for the adults while someone reads the Psalm out loud. Make a grassy pasture for the sheep.

shout
serve
come to God
people
sheep
pasture
gates
thanksgiving
steadfast love
faithfulness

			
<p>Lesson 4</p>	<p><i>Read & understand the meaning of specific Psalms & how they can draw close to God. Psalms 90-106 describe the great tribulation and then the Millennium of peace.</i></p>	<p>Remind children that the Psalms will help them learn how to stay close to God. Read Psalm 101 together. One way we love God is by walking every day with a heart that is perfectly fixed on God. The Psalm describes what we should and should not do with our eyes, ears, lips, and hands.</p> <p>Review the 5 senses. Create posters using the 5 senses to show what we should focus our eyes (no wicked things), ears (listen to God’s Word), hands (serve others), lips (speak truth & praise God).</p> <p>Make wooden or cardboard plaques or magnets to remind children of Psalm 100:3.</p> <p>Take a picture of the children’s eyes and glue them to a poster. Include Psalm 100:3 with it as their commitment to not watch wickedness on TV, computers, and phones.</p>	<p>perfect heart wickedness eyes deceit dwell lips proud slander</p>